

Load cell for Two-wheeler Handbrakes PK1-500N Load cell for Vehicle Foot Pedals PK2-1500N

Measure force acting on foot pedals or handbrakes.

You can simply clip or mount on the load cell to perform measurements.



Setting image

*Grip the load cell and the brake together to measure force after mounting.



Setting image

*Clip a load cell onto a pedal and step them on together to measure force.

What is IP?

IP(International Protection) is a standard which is based on IEC Standard 529 for solid foreign materials, electric devices for water and cabinet.

IPxx

- └─ The second code
(IP 0 to 8 for water penetration)
- └─ The first code
(IP 0 to 8 for human body and sold foreign materials)

IP65

- └─ Water projected in powerful jets (12.5 mm nozzle) against the enclosure from any direction shall have no harmful effects at least for 3 minutes 100 liter per minute.
- └─ No ingress of dust; complete protection against contact (dust tight)




: eZ-Connect series

eZ-Connect is composed of an amplifier and load cells.

Enables to replace load cells without additional adjustment.

Suitable for different types of tests such as tension and torque, measuring from low load to high load etc.

Available load cells have a mark .

Specifications			
Model	PK1-500N	PK2-1500N	ePK2-1500N 
Application	For two-wheeler hand brakes	For vehicle foot pedals	
Capacity	500N	1500N	
Accuracy (*1)	+/-1.0%F.S. or less		
Cable Length (*3)	Approx.1.5m		
Dimensions	See [Dimensions]		
Weight	Approx. 150g	Approx. 270g	
International Protection (*2)	IP65(*)		



* An amplifier (indicator) is required to read values. Please refer to below "Available amplifiers (indicators)" for the detail.

*1 The accuracy is only load cell itself. Please refer to below "Separated Sensor Model" and "eZ-Connect series" for the accuracy of combinations with the amplifier (indicator).

*2 IP65 is only approved for the load cell itself. The amplifier (indicator) and the connector parts are not approved.







*3 Refer to specification of [Options Available for Load cell Cable] to change cable length or so.

[Connector Type]

Code	-5P	-6P	-OC
Connector shape	 5pins	 6pins	Without Connector
Connect to	ZT series, FA Plus2, etc.	Some discontinued IMADA products	For installing in equipment
*Please check the connector shape of your equipment to connect.			

* When ordering only the load cell, PK1-500N or PK2-1500N, select the connector shape and add the code to the end of the load cell model. e.g. For selecting 5pins: PK1-500N-5P

[Available Amplifiers (Indicators)]

Separated Sensor Model		
Handheld type ZTS series	Handheld type ZTA series	Desktop type FA Plus2
		
- Handheld use - Higher accuracy	- Handheld use - Higher accuracy - I/O displacement - Data saving to USB	- Desktop use - Higher accuracy
eZ-Connect series Sensor Interchangeable Amplifier 		
Desktop type eFA Plus2	Handheld type eZT	Quad Sensor Measuring Amplifier QSMA-400
		
- Desktop use - Load cell interchangeable (such as measurement of tension and torque, or low and high load)	- Handheld use - Load cell interchangeable (such as measurement of tension and torque, or low and high load)	- Up to 4 different load cells can be connected Simultaneously. (Load cell interchangeable) - To use QSMA-400, the graphing Software Quad Graph Drawer is required to be downloaded.

* Refer to the specification sheet of each indicator for details.

[Separated Sensor Model]

Model			Capacity	Accuracy (*1)	Display	Resolution
ZTA	ZTS	FA Plus2				
ZTA-PK1-500N	ZTS-PK1-500N	FAP2-PK1-500N	500N	+/-1.0% F.S. or less	500.0N	0.01N
ZTA-PK2-1500N	ZTS-PK2-1500N	FAP2-PK2-1500N	1500N	+/-1.0% F.S. or less	1500N (1.500kN)	1N (0.001kN)

*1 The accuracy is only available for combinations with the amplifier (indicator).

[eZ-Connect series]






Model		Capacity	Accuracy (*1)	Display	Resolution
Indicator: eZT Load cell: ePK2-1500N	Indicator: eFA Plus2 Load cell: ePK2-1500N	1500N	Accuracy of sensor + Accuracy of amplifier	1500N (1.500kN)	1N (0.001kN)

*1 Total accuracy when combined with the eZ-Connect series amplifier.

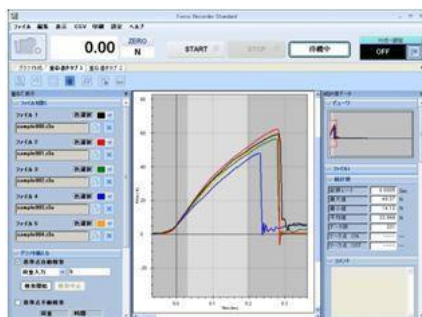
e.g. Total accuracy of eCLFX and eZT → +/-1.2%F.S. or less (Load cell: +/-1.0%F.S. or less + Amplifier: +/-0.2%F.S. or less)

* Please refer to the accuracy of the sensor of eZ-Connect in the Specifications table.

[Related products]

Standard type DPU series	Coin shaped type LM series	High accuracy coin shaped type LC series
High accuracy built-in type load cell for general use.	Coin size load cell for compression.	High accuracy coin shaped load cell for compression.
		
Extra small type LMU series	For automatic doors DM-2000N	Optional cables
Sensor diameter is only 18mm	Fit to measure automatic door closing force.	Various cables are available.
		Analog cable(3m): CB-108
		Analog cable (For -AN option): CB-118
		RS232C cable (3m): CB-208
		Open end cable (3m): CB-908

Graphing Software: Force Recorder



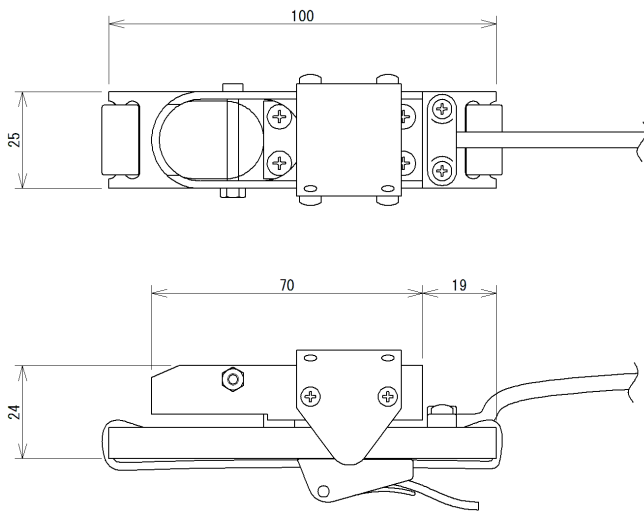
- You can make graphs of force-displacement at real time via USB connection at 2000Hz.
- You can write memo on each graph. You may write down testing conditions such as testing speed.
- 5 graphs at maximum can be overlaid. (Standard, Professional edition)
- Enables to analyze force-displacement relationships. (Professional edition)

*The image is Force Recorders Standard.

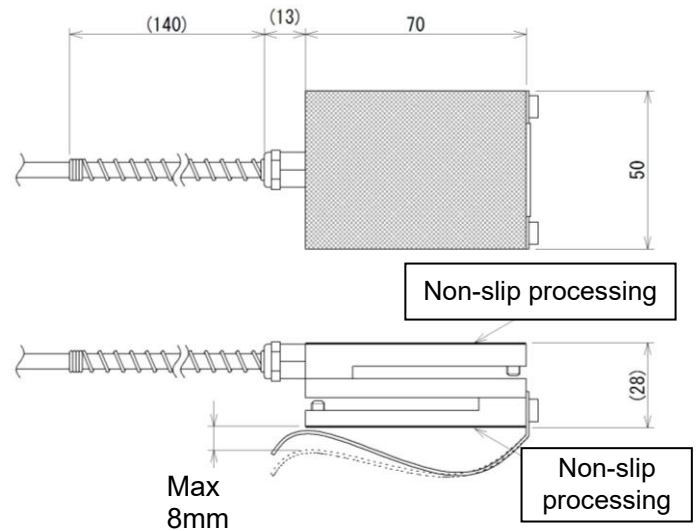
* Please refer to each specification for further information.

[Dimensions]

PK1-500N



PK2-1500N



Unit: mm

[Cautions]

- Information in this document is subject to change without prior notice.
- This document is product descriptions and handling precautions, and do not guarantee various characteristics or safety.
- This product is designed for force measurement purpose only.
- Do not copy and use this content without authorization.
- Do not apply force more than its capacity or from incorrect direction to the measuring shaft.
- Do not use this product in the environments including fierce temperature changes, high temperature, high humidity, near water, dusty place.

SHRADDHA IMPEX
Authorized Distributor

Email: shraddhaimpex@gmail.com / sales@shraddhaimpex.net
Web: www.shraddhaimpex.net
Contact: +919819530352 / +918591279918

